

The Blade

September - October 2021

The Official Publication of the Hoosier Outdoor Writers



"Green-Winged Teal During Fall Migration", photo by Tom Berg



Hoosier Outdoor Writers

The Hoosier Outdoor Writers was formed in 1969 and has brought together many diverse groups and individuals with shared interests. The Hoosier Outdoor Writers, known among its members as HOW, is a group of dedicated media professionals who are keenly interested in the wise use of natural resources in the Hoosier State.

Hoosier Outdoor Writers Executive Council

Board Chairman

Mike Schoonveld
299N 100E
Morocco, IN 47963
mike@bronature.com

President

Kenny Bayless
9772 E. Stewart Ave.
Terre Haute, IN 47805
kwbayless@aol.com

Vice President

Phil Seng
317 E. Jefferson Blvd.
Mishawaka, IN 46545
phil@djcase.com

Executive Director

Tom Berg
2142 Nondorf St.
Dyer, IN 46311
director@hoosieroutdoorwriters.org

Advisor

Bill Keaton
9494 West Base Rd.
Arlington, IN 46104
bill@bishophillguesthouse.com

Newsletter Editor

Tom Berg
2142 Nondorf St.
Dyer, IN 46311
director@hoosieroutdoorwriters.org

Board Members

Region 1 – Garry Burch
2021
Region 2 – Rick Bramwell
2022
Region 3 – Mike Lunsford
2021
Region 4 – Jack Spaulding
2022

At Large:

Dave Hoffman – 2021
Ken McBroom – 2021
Bob Sawtelle – 2021
Marilyn Culler – 2022
John Maxwell – 2022
Troy McCormick – 2022

All submissions and correspondence in regards to the newsletter should be directed to: Tom Berg (e-mail: director@hoosieroutdoorwriters.org), or to Tom Berg, 2142 Nondorf St., Dyer, IN 46311. Portions of this newsletter may be reproduced only with the permission of the Hoosier Outdoor Writer's Executive Board and/or the permission of the original author or authors submitting the material. HOW website: www.HoosierOutdoorWriters.org.

On the cover: A mixed group of male and female green-winged teal do a low-level fly-by at a small marsh in Schererville, Indiana as they continue their fall migration. The green wing-patch of these beautiful ducks reflects the sunlight very nicely in this photograph. Photo by Tom Berg.

President's Message

by Kenny Bayless (The Redneck Quaker)

Ginseng Hunting in the Deep Woods



Have you been hunting or spending idle time in the woods during the fall of the year and happened to notice some plants with red berries? Yes, everyone says “I see that all the time.” Well, maybe you see the red berries, but they may not be on what you call ginseng.

Ginseng is a plant that grows in the deep part of the woods and must have rich, fertile soil to grow. Also, it must be in shade approximately 80% of the time. An average plant will stand 8 to 10 inches tall and will fork out at the top of the plant. A single plant is referred to as a stalk. The plant will fork out more stems as it gets older; each stem is called a prong. So if you have a plant with three stems, we say it's a three-pronger.

Most people familiar with ginseng tend to shorten the full name and say, “I found a nice patch of seng the other day.” The red berries are, of course, how it reproduces. So, if you dig some, always plant the berries.

All you want is the root of the plant, which is tricky to dig. It may be near the surface or you may have to dig several inches to find the start of the root. There can be as many as two or three different main roots, but they will still be connected.

It's an odd plant for it may lay dormant for a year or two while in the growing process. So check those old patches in a couple of years. Only dig the legal plants that have at least three prongs and a flowering or fruiting stalk, or at least four inter-nodes on the rhizome, where the stalk starts into the root. It has to have four knob-like places on the start of the root.

In Indiana, September and October are the best months to find the plants (before they turn yellow), especially after a frost. Legal digging season is September 1 through December 31. Harvesters don't need a license to dig ginseng or sell it to a licensed dealer.

Selling season is September 1 of the current year through March 31 of the next year. When reselling ginseng purchased directly from harvesters, the dealer must fill out a form certifying the ginseng's origin and weight. A copy of the form must accompany the ginseng when it is shipped. It is required that the entire stalk and leaves be retained with the plant until it is taken to the harvester's residence or place of business, unless the root has at least four inter-nodes on the rhizomes. It's illegal to sell or remove mature fruits and seeds from the vicinity where the ginseng was taken. It's also illegal to buy, sell or possess any ginseng out of season without written authorization from the DNR.



I can't begin to mention all the similar plants with red berries you might see while looking for ginseng. A good place to look is in a deep holler or steep hillside. You can also walk along the center of the hill and look up and down, because if there are plants growing up above, they will seed themselves down the hillside. Sometimes you only find one plant. Where did it come from?

After digging the roots, wash them thoroughly to get all the dirt off and lay them in an open container to dry, until they shrink and become very hard. Usually, if you have three pounds of “wet” ginseng it will end up as one pound once it is dry.

Don't think you're going to get wealthy digging ginseng because big patches are rare. Believe me, you will earn every penny by walking miles of hillsides. Ginseng is worth big money, though. It has been selling for \$600 per pound.

The Hoosier Outdoor Writers

New Members, Past Presidents and Memorial Section

HOW Extends a Warm Welcome to our Growing Ranks of Outdoor Communicators:

Brian Halbleib (Active)
Carnegie, PA
Sponsor: Tom Berg

Jared Van Hees (Active)
Brighton, MI
Sponsor: Tom Berg

Memorial to Deceased HOW Members Those Who Have Gone Before Us:

Jack Alkire – HOW President 1979
Bill Beeman – Executive Director
Don Bickel
Ed Blann
Charlie Brown
Gary Carden
Jim “Moose” Carden – HOW President 1982-83
George Carey
John Case
Bill Church – HOW President 1972
Jack “Big Jake” Cooper
Mark Cottingham
Jerry Criss
Gary “Dox” Doxtater
Dick Forbes
Tom Glancy – HOW President 1977
Dale Griffith
Fred Heckman
Marty Jaranowski – HOW President 1996
Jack Kerins
Mike Lyle – HOW President 1981
Ralph “Cork” McHargue – HOW President 1976
Dick Mercier
Bob Nesbit
Hellen Ochs
Jack Parry
Harry Renfro
“Bayou” Bill Scifres – HOW President – **6 Terms**
George Seketa
Hal Shymkus
Al Spiers
Robert “Doc” Stunkard
Butch Tackett
John Trout, Jr.
Joe West

Past Presidents of HOW

“Bayou” Bill Scifres	1969
“Bayou” Bill Scifres	1970
“Bayou” Bill Scifres	1971
Bill Church	1972
Rick Bramwell	1973
Jack Ennis	1974
Phil Junker	1975
Ralph McHargue	1976
Tom Glancy	1977
Bob Rubin	1978
Jack Alkire	1979
Louie Stout	1980
Mike Lyle	1981
Jim “Moose” Carden	1982
Jim “Moose” Carden	1983
John Davis	1984
John Davis	1985
Ray Harper	1986
Ray Harper	1987
Ray Dickerson	1988
“Bayou” Bill Scifres	1989
“Bayou” Bill Scifres	1990
“Bayou” Bill Scifres	1991
Jack Spaulding	1992
Jack Spaulding	1993
John Rawlings	1994
Phil Bloom	1995
Marty Jaranowski	1996
John Martino	1997
Mike Schoonveld	1998
Jack Spaulding	1999
Jack Spaulding	2000
Sharon Wiggins	2001
Phil Junker	2002
Larry Crecelius	2003
Bryan Poynter	2004
Phil Bloom	2005
Brian Smith	2006
Brian Smith	2007
Brent Wheat	2008
Bryan Poynter	2009
John Maxwell	2010
Brandon Butler	2011
Josh Lantz	2012
Ben Shadley	2013
Bob Sawtelle	2014
Alan Garbers	2015
Ken McBroom	2016
Don Cranfill	2017
Troy McCormick	2018
Mike Schoonveld	2019
Kenny Bayless	2020

The 2022 HOW Conference

Make Plans Now for the 2022 HOW Conference

As we announced in the last issue of *The Blade*, the 2022 HOW Conference is scheduled to be held in west-central Indiana at **Turkey Run State Park** in Parke County. Of course, everything depends on what happens in the coming months concerning Covid-19, but we hope the group can meet and socialize as usual.

As everyone knows, the 2021 conference was cancelled due to restrictions and lockdowns caused by Covid-19. Things are looking better now, and we have confirmed the new dates with personnel at Turkey Run. The 2022 HOW conference will take place on the weekend of April 1-3, with the main meeting taking place at the Turkey Run Inn on Saturday, April 2.

The date of this conference was selected very carefully to minimize conflicts with Easter, Mother's Day, Memorial Day and the start of turkey season, so hopefully most HOW members will be able to plan their schedules in advance and attend. And as we have all learned (painfully), everything still depends on what is happening at the time with Covid-19. But think positive! And be sure to **SAVE THE DATE!**

We chose Turkey Run State Park as the next conference site as part of our ongoing effort to move the conference around the state and give our members a chance to experience parts of Indiana that they have not yet seen. Also, it has been 11 years since we had a conference at Turkey Run – believe it or not. Time sure flies!

Of course, Turkey Run State Park is a very beautiful park with plenty to see and do. Whether you enjoy canoeing, hiking, fishing, bird-watching, photography, nature watching or just about any other outdoor activity, Turkey Run can fit the bill. HOW members should definitely head for Parke County next spring and join the fun!

As usual, we will have plenty of interesting seminars and speakers at this conference. We will also announce the winners of our annual awards-in-craft contests and elect new officers.

For everyone who has come to love the HOW Raffle over the past several years, we are planning to make it even bigger and better this year. It will be hard to top the quality and quantity of the last few years, but we will do our best! If you haven't attended a conference recently, come see what it's all about!

More details will be forthcoming in future editions of *The Blade*. Besides our annual Fun Shoot on Friday, April 1, we will have a Friday evening BBQ and we hope to have a fishing/canoeing outing on Sunday, April 3. Whether you plan to attend the entire weekend or just the annual meeting on Saturday, the trip to Turkey Run State Park will definitely be worth it. **Don't miss the 2022 HOW conference!**




The Turkey Run Inn will welcome HOW members next April at the start of our 2022 conference. Make your plans to attend now! Photo by Tom Berg.

Save The Date!
Conference: April 1-3, 2022
Annual Meeting: April 2, 2022



Hoosier Outdoor Writers Turn in a Poacher/Polluter Writing Contest Official Contest Guidelines



Once again, the Indiana Turn in a Poacher (TIP) Citizen's Advisory Board is sponsoring a writing contest to encourage HOW members to promote the TIP mission, the hotline and support of the TIP Advisory Board. **This year the prizes are \$300 for first place; \$200 for second place; \$100 for third place.** Fall hunting seasons are here, so write your TIP article right away!

Requirements are simple and entering is easy! Article must be at least 400 words in length and must include:

1. Brief description of TIP (see below—does not have to be verbatim)
2. TIP Hotline (1-800-TIP-IDNR)

Although it is not required, preference will be given to stories that:

- Feature a "real-life story of TIP" or something similar.
- Are published in paid publications.

To enter, submit an electronic copy of an article published between **February 1, 2021** and **January 31, 2022**. The TIP Citizen's Advisory Board will review all entries and will select the entries that best promote the mission of TIP and encourage citizens to get involved.

Entries should be marked as "TIP" entries and sent to the contest coordinator by the deadline. The deadline will be sometime in February, 2022. We will provide more info (deadline date, coordinator contact info, etc) as the end of the year approaches.

What is TIP?

Turn in a Poacher, Inc. (TIP) is a non-profit conservation organization that works hand-in-hand with Indiana DNR Law Enforcement to protect our fish and wildlife resources by increasing public support and involvement in bringing violators to justice.

A poacher is a thief who illegally steals wildlife that belongs to each Indiana citizen. Poachers rob licensed, ethical hunters and anglers from recreational opportunities they bought through license fees.

Citizens can help stop poachers in two ways. If you see, hear or learn about a poacher or any other fish and wildlife violation:

- Call 1-800-TIP-IDNR
- Submit a TIP online at <https://www.in.gov/dnr/lawenfor/7608.htm>.

If your TIP leads to an arrest, you may receive as much as a \$200 reward, and you can remain anonymous. More information is available at <https://www.in.gov/dnr/lawenfor/2745.htm>.

Cisco Adventure on Grand Traverse Bay

by Tom Berg

It felt a little strange to me when fellow HOW member Mike Schoonveld and I pulled up to the boat ramp a little before noon. Normally when I am heading out on Lake Michigan for a fishing excursion, I arrive at the boat ramp in the dark, a good hour or more before dawn. After all, the fish bite better early in the day, right?

Not always! The day before our trip, Capt. Bob Hinds from Central Coast Angling called me and suggested we meet at noon rather than early morning to let the waves subside a bit.

Mike and I were in Gaylord, Michigan for the AGLOW conference and we were planning to fish Grand Traverse Bay for big ciscos. The wind had been howling from the south all that day, but the winds were forecast to quit overnight. Capt. Bob explained that conditions out on the bay would be much better by noon, once the waves had died down.

He was right, too. As Mike and I hopped aboard and Capt. Bob shoved off from the dock, we could see that the bay was relatively calm already. There was just a whisper of wind and the sky was bright and sunny. Bob told us the ciscos always seem to be hungry, so they bite all day. We headed out into the east arm of Grand Traverse Bay and got ready to catch some ciscos!

Ciscos, also called lake herring or tullibee, are actually members of the salmonid family (salmon and trout). They have an adipose fin between the dorsal fin and the tail like all salmon and trout, and they are bright silver in color. The ciscos we were targeting were fairly big, too – big for ciscos, anyway. Capt. Bob estimated that the average size of these fish would be a little over two pounds each.

We motored out to the middle of the bay and Capt. Bob started checking the screen of his electronics for suspended fish. The water was 200 feet deep in one of the first spots we stopped, and it didn't take long for him to spot some fish down below. "Those are ciscos," declared Bob, "175 feet down." He handed a spinning rod to Mike and another to me. Each reel was spooled with low-stretch Sufix braided line and the lure was a heavy jigging spoon that was painted white.

"Drop the lure all the way down to where the fish are holding," advised Capt. Bob. "Once you are deep enough, just jig the lure up and down a foot or so several times and be ready for a strike. The fish usually hit the jigging spoon on the fall, as it flutters down."

It certainly didn't take long to find some action. As Bob was demonstrating the proper jigging motion, a fish slammed the jig and Bob set the hook. He quickly handed the rod to Mike and the battle was on. That first cisco put up a very spirited battle, and even though Mike dredged it up from 175 feet of water, it never gave up and it fought hard all the way to the net. Success! **(continued next page)**



"Capt. Bob Hinds lifts a typical Grand Traverse Bay cisco. Boat mascot Maude gives her lick of approval!"

As Capt. Bob was preparing to drop the fish into the livewell, Bob's boat mascot Maude jumped up from under the console and gave the fish a sniff. Maude is Capt. Bob's aging bulldog, and she loves to come along on fishing outings. She also loves to lick any cisco that comes aboard! After another sniff and a few licks, the cisco was deposited into the livewell.

Mike dropped his lure into the depths again, and I was able to watch it descend on the graph. It was just a very thin line heading down, and Mike only stopped it once it got down to the level of the fish, which we could also see on the graph. It was very cool to watch!

I was still jigging with no action yet, and Mike suddenly declared that he had hooked another fish. His lure had only been down there for a few seconds, too! As he battled this fish toward the surface, I finally got a hit, too. We had a double going, with a fish hooked on either side of the boat! Both fish came to the surface at almost the same time, and Capt. Bob quickly netted both of them.

Maude gave each fish a quick lick as they went into the livewell and Mike and I both dropped our lures back into the deep. Bob watched the graph and signaled to each of us when our lures were at the right depth, and we then commenced to jigging again. I finally developed the right knack and started catching fish one after another. It was great fun!



Above: Mike Schoonveld with a fine cisco.
Below Left: Tom Berg with his hands full.

After we had several ciscos in the livewell, the bite on this particular spot slowed down and Capt. Bob said it was time to move. We cranked the lures up and he motored along slowly, watching the graph for more suspended fish. We didn't have to move far. The water at our next stop was 180 feet deep, and the fish were holding right at 100 feet.



Our lures headed back down and within seconds they were in the strike zone. I felt a fish hit my lure and I set the hook, and then Mike hooked up again, too! Each fish came to the surface as full of spunk as the previous one. The action was very fast, and we caught several more ciscos from this spot before heading to another. The limit is 10 ciscos per person, and it wasn't long before we were getting close to the limit.

Since ciscos are a coldwater fish, they spawn in the very late fall and even into winter. We caught our fish in mid-September, but good cisco fishing is still going on right now. The fish gradually move shallower as they prepare to spawn, so anglers can keep catching ciscos until it is too cold to be comfortable out on the bay.

Give Capt. Bob Hinds at Central Coast Angling a call (or send him a text) if you are interested in booking a cisco trip out on Grand Traverse Bay (231-709-0990). It was one of the most enjoyable fishing trips I have taken in quite a while. He guides for other fish species on the bay, also, so visit his website at www.centralcoastangling.com. While you are in the Traverse City area, check out some of the other great things to do, too (www.TraverseCity.com). You won't be disappointed.

Indiana Department of Natural Resources
402 W. Washington St.
Indianapolis, IN 46204

For immediate release: September 10, 2021

Residents of All Indiana Counties Can Resume Feeding Birds

Hoosiers in all Indiana counties can now resume feeding birds, DNR announced today.

DNR had recommended a statewide moratorium on bird feeding earlier this summer to slow the spread of a still-undetermined illness that is killing birds across the state. Biologists identified more than 750 possible cases in 76 counties that involved a specific set of clinical signs, including crusty eyes, eye discharge, and neurological issues.



The actions of many Hoosiers significantly helped the DNR's work related to the disease outbreak. By taking down their feeders and submitting more than 4,300 reports, residents enabled DNR staff track the disease, detect regional differences, and provide updated recommendations for feeding birds. The DNR appreciates the efforts and actions of Hoosiers statewide.

Residents throughout Indiana may again put out their feeders if they are comfortable doing so and are not observing sick or dead birds in their yards. DNR strongly encourages residents who do so to clean seed and suet feeders at least once every two weeks by scrubbing feeders with soap and water, followed by a short soak in a 10% bleach solution. Cleaning feeders helps keep birds healthy and helps prevent the spread of disease. Feeders should be thoroughly rinsed and dried before being filled with birdseed. Hummingbird feeders should be cleaned at least once a week with a 10% bleach solution and rinsed thoroughly.

DNR biologists also encourage Hoosiers to continue reporting any sick or dead birds they find to on.IN.gov/sickwildlife. Reports help DNR staff continue to track this outbreak and identify new disease events and reoccurrences.

The USGS National Wildlife Health Center's avian disease experts and other scientists are continuing their investigative work on the unidentified bird disease. Indiana DNR has provided samples to the laboratory to aid with its testing.

For more information and to sign up to receive updates, visit on.IN.gov/songbirddeaths.

Media contact: James Brindle, DNR Director of Communications, phone: 317-727-1578, email: jbrindle@dnr.IN.gov.

Indiana Department of Natural Resources
402 W. Washington St.
Indianapolis, IN 46204

For immediate release: October 8, 2021 (from the Nongame Wildlife Fund Newsletter)

Blue River Receives More Endangered Hellbenders

During July and August, Purdue University researchers and their conservation partners, including Indiana DNR, released 65 juvenile hellbenders into the Blue River in southern Indiana. All hellbenders released this year were collected as eggs during the 2015 nesting season. This past summer's release is part of a long-term, multi-partner collaboration to restore the state-endangered salamanders in the Blue River, where they were historically more common.

Forty-two hellbenders were fitted with radio transmitters and are being tracked as part of a study examining how captive-rearing conditions affect their survival after release. Purdue researchers will track the hellbenders into the spring of 2022. Results of the radio telemetry study will help Purdue and partnering zoos' efforts to enhance captive-rearing techniques, with the goal of increasing survival for released hellbenders in the future. Additional releases are scheduled for the summer of 2022.



Hellbenders are released into a temporary enclosure to allow them to adjust to the river before being fully released. DNR photo.



Hellbender recovery in Indiana is driven by donations to the Indiana Nongame Wildlife Fund and accomplished through several partnerships with the U.S. Fish and Wildlife Service, state wildlife agencies in Kentucky and Ohio, The Nature Conservancy, and a number of Indiana zoos.

Media contact: James Brindle, DNR Director of Communications, phone: 317-727-1578, email: jbrindle@dnr.IN.gov.

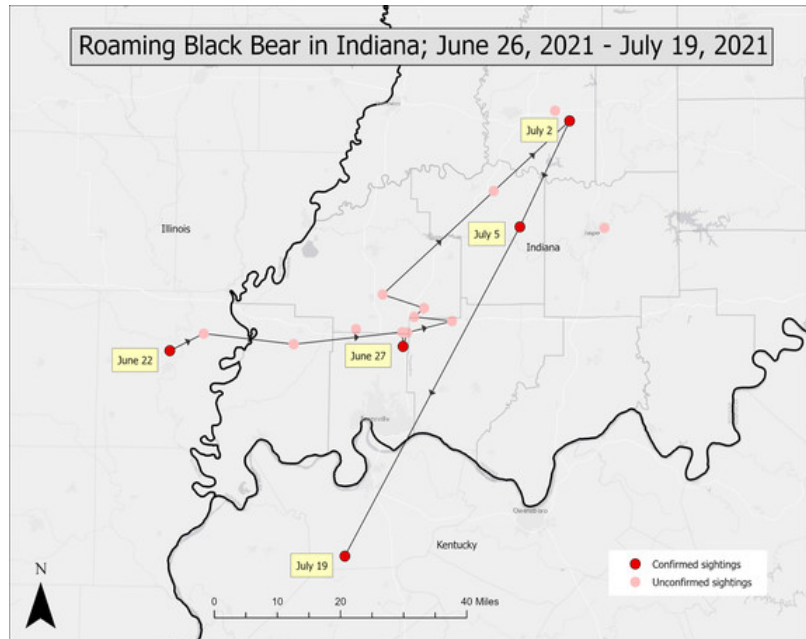
Indiana Department of Natural Resources
402 W. Washington St.
Indianapolis, IN 46204

For immediate release: October 8, 2021 (from the Nongame Wildlife Fund Newsletter)

Indiana's Recent Black Bear Encounters

A few counties in southwestern Indiana temporarily provided great habitat for an American black bear this past summer, making this Indiana's fourth visiting black bear in recent history. The bear, likely a young male, had traveled from Missouri, across southern Illinois, and journeyed into Indiana around June 26. The bear was documented in Vanderburgh, Warrick, Gibson, Pike, and Daviess counties.

During the bear's roaming adventures in Indiana, it found unsecured food sources on two separate occasions: beehives in Vanderburgh County and a dumpster in Pike County. After the first incident, residents were encouraged to help keep the bear wild by securing their trash, pet food, and other items that attract bears. Hoosiers came through! No further incidents were reported of the bear tampering with trash or beehives. Later, the bear moved on to Kentucky, just south of Evansville, unharmed.



DNR biologists confirmed the presence of a second black bear in August (Indiana's fifth bear). Unfortunately, this animal was found dead near Bristol, in Elkhart County. An investigation of the bear's remains found injuries consistent with a vehicle collision.

Indiana was once home to black bears. Bear populations in neighboring states are expanding, and Indiana's forests and hills, which are primarily in the southern portion of the state, are excellent habitat for black bears. Learn more about black bears, those that have visited Indiana, and tips for living with bears on our website. Residents should report any suspected bear sightings to our [Large Mammal Report form](#), which helps our biologists monitor bear activity and provide recommendations to local residents

Media contact: James Brindle, DNR Director of Communications, phone: 317-727-1578, email: jbrindle@dnr.IN.gov.

Gaylord, Michigan: An Outdoorsman's Paradise

by Tom Berg



In mid-September I attended the AGLOW (Association of Great Lakes Outdoor Writers) conference in Gaylord, Michigan. This small northern Michigan city is located right in the middle of an outdoorsman's paradise. Woods and waters are everywhere. Local lakes, ponds and streams beckon to anglers interested in pursuing bass, pike, walleye, trout and panfish of all types. I took the time to fish Otsego Lake one morning and even did a quick road-trip to fish Grand Traverse Bay (just an hour away) on another day. See that report on pages 7-8.

Public hunting land is also plentiful around Gaylord, and the surrounding Otsego County is well-known as a hunting hotspot. Whitetail deer are common, and upland bird hunters will find plenty of opportunities to chase ruffed grouse and American woodcock. Waterfowl hunters will find numerous places to hunt geese and a variety of duck species, as well.

Although my wife Lori is not a hunter or angler, one outdoors activity that she really enjoys is hiking. Happily, the Gaylord area is also home to many fine hiking trails. These trails range in difficulty from easy to difficult, so there is something for everyone.



The first spot we hiked together while staying at Treetops Resort in Gaylord were the trails at Aspen Park. This small park is located only about two miles from the downtown area, and it is situated right next to Gaylord's City Elk Park. Hikers can easily view the elk herd inside the 108-acre fenced-in park, and since we were there in mid-September the bulls were sporting their impressive antlers. They were exciting to watch, especially since some of the larger bulls reportedly weigh well over 800 pounds. We even heard one bull bugling in the distance.

We didn't have a lot of time on the day we hiked inside Aspen Park, so we stuck to the paved trails.

They were still nice (almost too easy), and brought us through several meadows and forested areas. The unpaved trails went right through the thick forest, so they may have been more challenging. We did stop for a while when the trail bordered the elk park where several bull elk had bedded down for the afternoon, and I got some photos.

On the day we left Gaylord for home, we drove to the Louis M. Groen Nature Preserve, located about 17 miles east of Gaylord. This beautiful nature preserve features a variety of different hiking trails, with difficulty ratings ranging from easy to moderate. Much of the trail system is wooded, so we saw several species of woodland birds while we hiked. There are also two lakes



on the property, although we only hiked along the shores of Johannesburg Lake while we were there.



OK, that's a lot of arrows! So it might be helpful to have a map. Luckily, we did! Photos on this page by Tom Berg.

There are a total of 11 different featured trails/pathways in and around the city of Gaylord, and each

The Louis M. Groen Nature Preserve also features an old defunct logging camp, and some of the original logging equipment can still be seen along the trail. The “Big Wheel” log carrier was interesting to see, and it was obvious it could haul some giant logs! Look at the size of it (below).



one is shown in the official *Hiking and Biking Pocket Guide* published by the Gaylord Area Convention & Tourism Bureau (CTB). From Pickerel Lake Pathway and the trails at Sturgeon River Preserve, to the more challenging trails at Shingle Mill Pathway, feel free to roam the trails in and around Gaylord. There are plenty of other parks and hiking trails to choose from, too.

Gaylord, Michigan is a great spot to visit and explore, and we plan to return soon. Paul Beachnau at the Gaylord Area CTB would be happy to help HOW members plan a trip to his area, so feel free to contact him at any time. His phone is: 800-345-8621 and his email is paul@gaylordmichigan.net.

For more info, check out the tourism bureau's website at www.gaylordmichigan.net.

Adventure awaits, so get out there and enjoy the great outdoors!



Interesting Bird Sightings in the Great Outdoors

We have been asking HOW members to submit photos and reports about interesting or unusual birds that they have seen during their outdoor adventures. The sightings do not have to take place in Indiana; anywhere in the world is fair game. All photos on these pages were submitted by those reporting.

We hope this page will not only interest bird enthusiasts, but all HOW members who enjoy spending time in the great outdoors (i.e. everybody). You may just learn something new, too!

Report from Tom Berg:

HOW Executive Director Tom Berg and his wife Lori spent some time at the Highland Heron Rookery this past spring, and they saw quite a few different birds during the spring migration.

“One of most beautiful birds we saw this spring,” said Berg, “was a brightly colored male **Scarlet Tanager** (*Piranga olivacea*). It was perched up near the top of a large cottonwood tree nearby, and its bright red plumage really stood out against the blue sky.”

Male scarlet tanagers are very unique, with bright red bodies and jet black wings and tails. Females are a much more drab olive-yellow color with slightly darker olive wings and tails. In spring and summer, the bright red males are the rock stars of the species!



“The brilliant red males can be confused with male summer tanagers which are all red,” advised Berg, “and also with male northern cardinals which are also bright red. There are obvious differences between them all, though, so each species can be easily recognized. Male summer tanagers (**below right**) are completely red, lacking the black wings and tail of the scarlet tanagers. And although male northern cardinals (**below left**) are also bright red, they have a distinctive crest on top of their head which the tanagers lack, and the cardinals also have a black mask and throat.”



Scarlet tanagers concentrate on eating insects during the spring and summer, although they often supplement their protein diet with various fruits. Favorite insects include ants, beetles, spiders, moths, bees, wasps, leafhoppers, flies and many others. They also eat a large amount of fruit during their fall migration and while on their wintering grounds. Mulberries, raspberries, blackberries, huckleberries and other small fruits attract scarlet tanagers as they ripen.

When these birds begin their fall migration, the males molt their red feathers and they are replaced by yellow-green feathers similar to those of the females. They keep their black wings and tails, though. Scarlet tanagers fly south, mostly at night, and cross the Gulf of Mexico in search of their wintering grounds in northern and western South America.

We will see them again next spring!



Interesting Bird Sightings in the Great Outdoors



Report from Bill Keaton:

HOW Legal Advisor Bill Keaton likes to monitor his trail cameras prior to deer hunting season to get an idea of the size and sex of deer that are visiting his property. He sees a lot more than deer, as you can see by his recent report:

“Here is a cool picture of a **Barred Owl** (*Strix varia*) captured by one of my game cameras,” said Keaton. “I heard a barred owl about a week ago, and then I saw this one on the game camera. I have heard that barred owls like to be near water, and that game camera is located right along the creek that runs through our property.”

Barred owls are often called wood owls or striped owls, and for good reason. These “wood owls” prefer to live in dense woods or the interior of our forests and woodlots. The light-colored feathers covering most of their body have horizontal brown bars, while their belly feathers have vertical stripes, thus the nickname “striped owl”.



Above: A barred owl flies away from Keaton’s game camera in the pre-dawn darkness. **Left:** An adult barred owl rests on a tree branch during the day, giving photographer Tom Berg a chance for a good photo op.

Adult barred owls are fairly large birds, standing a full two feet tall and having a wingspan of up to four feet. They have dark brown eyes, which is unusual since most other owls have bright yellow eyes. Barred owls avoid areas where great horned owls are living, mainly because the larger great horned owls will kill and eat them.

Like all owls, barred owls can fly silently and catch their prey in nearly total darkness. They eat a wide variety of animals, including mice, voles, rabbits, frogs, snakes and other birds. They also eat large insects like moths, grasshoppers, beetles and others.

Did you take a cool bird photo while exploring afield recently? Did you see the bird in your back yard? While traveling far from home? Send the photo in for others to enjoy!

If you hear the “*Who cooks for you? Who cooks for you, all?*” call this fall, you will know a barred owl is near.

HOW members are encouraged to send their interesting bird photos to newsletter editor and bird enthusiast Tom Berg via email (thomas.berg@comcast.net) for use in future editions of the “Interesting Bird Sightings” page. Don’t worry, it does not need to be a rare bird. Your fellow HOW members would love to see your bird pictures.

Alaska – The Great Land

by John Martino

They say everything happens for a reason, good or bad. Each fall I look forward to big game hunting trips to our western states. Over the past handful of years that has meant Idaho, Montana and Wyoming. But this year it wouldn't happen.

Through my ineptness of not keeping abreast of Idaho's hunting regulations, I failed to notice application dates had changed, even though I did receive emails and a letter through the regular postal service. So when I made the call like I always did, I was informed application dates were moved earlier. The quota on the number of hunters allowed was already met. "You should have paid a little more attention," the lady on the other end of the phone said.

I sat dejected and mad at myself for not paying attention to the correspondence. "So what do I do now?" I thought. Not being able to take part in my annual excursions to some of the most beautiful wilderness areas on earth had me in a funk.

Several weeks passed when I received a call from some friends. They explained how they were taking part in a caribou hunt in northern Alaska, 35 miles from the Arctic Circle. "Would you be interested in going?" they asked. "Absolutely!" I blurted out without giving any thought. This would be a DIY hunt, which is what I prefer. The more the challenge the greater the reward I've always thought.

Our trip would begin in Anchorage where the four of us rented a 24-foot long motor home, which would be our base for the next eight days. John DeGrow along with Dirk and Bill Harris would join me. Our hunt would take place roughly 80 miles north of Fairbanks, about a 12-hour drive from Anchorage.

This would not be my first trip to our 49th state. Several years back I took part in a boat-based hunt on Prince William Sound for black bear. But this would be my first time travelling through the interior. It would be another opportunity to visit a land hard to comprehend unless you've been there. A place completely raw, unfiltered and seemingly infinite.

Upon arriving in Fairbanks, we stopped at a local grocery store to "provision up," getting enough food to last us for eight days. We continued up the Steese Highway, which quickly turned into nothing more than a gravel road. We had planned to camp at Eagle Summit which lays within close proximity of the Arctic Circle. We arrived a day before hunting season to allow us time to scout and learn the lay of the land, hopefully figuring out where the peak migration routes were located.

It didn't take long before we started spotting small bands of caribou traversing the mossy tundra. They would casually come over the tops of ridges, moving down the mountainsides before making their way through the valleys on their journey southward. Caribou are constant nomads, spending their lives wandering the vast, inhospitable void. They can easily cover 40 miles per day on their journeys, many times being dogged by wolves and grizzlies searching out the weak or injured.

We began meeting other hunters who also shared our camping area. Almost everyone was either a resident or a native Alaskan.

(continued next page)



John Martino (left) and David, a native Yup'ik Alaskan after a morning hunt they spent together.

On the second day, I had the opportunity to share a morning hunt with David, a native “Yup’ik” Alaskan. He explained how they did not hunt for hobby, recreational pursuit or spiritual encounter. “Everyone up here hunts to survive,” he explained. He went on to tell stories of his hunts for moose, caribou, seals, walrus and whales. He explained how during his younger years in a remote village he shared a six-bedroom house with 26 relatives. “That’s the way it is up here,” he added nonchalantly. Having the chance to interject ourselves with native and local residents as they explained their unique lifestyles and culture added to the hunt.

Being this close to the Arctic Circle the weather can sometimes turn brutal. Even though it was still summer, the temperature ranged somewhere between 35-50 degrees. The wind is relentless, too, sometimes reaching 50 mph. Anyone venturing into this great land must plan for rain, heavy rain pushed by the strong winds. But one of the most concerning things was the fog that would roll in within minutes. Fog so thick you could literally not see your hand when held in front of your face. This we soon learned posed a serious threat when out in the tundra because you would lose all sense of direction. A compass or GPS is a must.

I also learned how small our world actually is. The Alaska Department of Fish and Game does not have any conservation officers or game wardens. That responsibility falls on their State Troopers, which have two divisions. One branch handles criminal activities while the state wildlife troopers handle everything related to game, fish and natural resources.



One day, while one of the wildlife troopers visited our camp, he asked where I was from. “Indiana,” I stated. “Ever heard of it?” I added in jest. He went on to explain he was originally from Indiana as well, growing up in the northwest part of our state. “What town do you live in?” he later asked. When I mentioned Kokomo, he said there was another trooper originally from Kokomo as well. “No way,” I said in disbelief. What were the chances of being 4,000 miles from home and running across someone else from Kokomo?

While taking a mid-day break due to heavy rain, wind and fog I noticed another state wildlife trooper pull into our camping area. “Are you John?” he asked. He introduced himself as Noah Belt, a graduate of Eastern High School. We spent over an hour visiting and talking about his choice of career and how he ended up in Alaska. He was one of the nicest young men I ever met and was extremely polite and respectful. He shared stories about his career, which we found fascinating.



For most hunters Alaska is a rite of passage many will never get. Our visions of a completely unbridled wilderness usually dissolves into a cornfield and small woodlots. In reality, anyone can enjoy our last frontier with just a little planning.

I didn’t get a caribou. I went as much for the emptiness of the great land as for its fullness. I think those that visit Alaska to hunt go to compare what we have become against the chaos of our normal everyday lives.

“I feel like I’m a changed man,” said my friend Bill Harris upon arriving back in Indiana. Alaska is a place that strips away all of life’s clutter, leaving you to confront the wild. You can feel the power of the land and what lays ahead, yet you can’t describe it in words. If you’re lucky you’ll retrieve a disappearing spirit. If you’re even luckier it will be your own.

If you are ever looking for a piece of our country to claim your soul, look no farther than our last frontier.

HOW Member News

Troy McCormick Films *The Great Barn Adventure*

HOW past-president Troy McCormick is an expert when it comes to drones and drone photography, and these awesome images are proof-positive.

“While on assignment recently for RFD-TV to produce a short video about barns,” said McCormick, “I had the opportunity to explore the Hoosier countryside, with my wife Lori, and photograph some great agricultural-related images.”

“There is a wide variety of barn shapes, sizes, and colors throughout the state and I immediately had a couple of favorites come to mind that I wanted to film.”

“I grabbed my Nikon DSLR and my DJI Mavic 2 Pro drone and we spent the day driving, knocking on doors for permission and access to properties, and had a great time of tracking down examples of old, wood barns.”

“Once edited, the short one-minute video aired on RFD-TV’s Facebook page as a feature video, and quickly racked up almost 9,000 views the weekend that it was posted. It turns out a lot of other people out there enjoy barns besides me.”



That’s for sure. Great job, Troy!

The round barn at left is pretty unique, and very cool. The barn with the horse image in the roof shingles is another great one. And everyone remembers barns with the old Mail Pouch ad!



Alan Garbers' Property is an Oasis for Wildlife

HOW past-president Alan Garbers and his wife Dianna currently live in Prescott, Arizona. One of the reasons they love their new home is the different animals they see on a regular basis. Here's what Alan had to say about it:



“We knew this house would have wildlife visits, and that was one of the selling points for us,” he said. “Our closest neighbor is a half mile away, so the wildlife don't feel any pressure. We live on the border of the Prescott National Forest and not far from the Granite Mountain Wilderness, which is one of the strongholds for mountain lions on the state.”

“During dry spells, untold numbers of animals come in to the water station just off our back deck, including wild cats. This bobcat came around repeatedly for a few weeks and would even relax on our sidewalk. One morning as I headed to work, it was out in front of our garage door as the door opened. It casually walked around the house and

back into the chaparral out back.”

“Supposedly there are black bear on Granite Mountain, too. We have not seen any yet, but each day brings new hope!”

Ken McBroom Headed North to Alaska for Fishing and More

HOW past-president Ken McBroom and his wife Tammy made a trip to Alaska this past summer, and it sounds like they had a great time.

“Tammy and I finally made it back to Alaska for 10 days of hiking, chilling, and fishing,” said McBroom. “After some time with friends in Anchorage, we made our way to the Kenai Peninsula and made a stop in Homer, Alaska. We rented a boat for two days in Homer, but were not sure



where to fish. After a couple of conversations in the famous Salty Dawg Saloon, we had at least an area to try for halibut. I chose the directions from the more intoxicated patron as I figured there was a better chance he would tell the truth without really knowing it. It worked! After locating the hump 17 miles into Cook Inlet, we anchored and I was unable to bait more than one rod at a time because the bite was so hot.”

“This kicked off our great Alaskan vacation. Here are a couple photos from our trip.”



Rick Bramwell Succeeds in Quest for Giant Redear Sunfish

In mid-October, HOW past-president Rick Bramwell hit a memorable milestone in his never-ending quest to find and catch really big redear sunfish. Here is his story:

“Finally, I got away on Tuesday for some alone time,” recalled Bramwell. “The morning began with me scouting for deer. I didn’t take my squirrel gun because it would have put me in a hunting mode and I needed to cover lots of ground. As it turned out, I saw very little deer sign and the squirrels acted as if I were Snow White. The beginning was mundane, but this day had a rewarding ending.”

“This property is not great for deer hunting, but there is a cabin I can stay in and a 12-acre lake to fish. I launched my Pond Prowler II portable boat at about 3:30 pm. This was about to be a jam-packed fun afternoon. I began catching large bluegill right away. A few of these panfish measured 10 inches. Some were just under the surface, but the bigger ones were deep.”

“I had three plastic paddletail grubs rigged with three different jig heads. The ‘gills only wanted the green head, 1/32 oz, and a junebug grub tipped with a wax worm. They did not want a jig with a pink or black head.”

“I was enjoying this perfect 72-degree, hazy afternoon when my phone rang. It was my daughter Jourdan, so I took the call. My baby girl brought me luck. I caught five bluegills in a row with the phone on my lap. I told Jourdan she could not hang up with all the luck I was having.”

“She got a play-by-play on the next fish. ‘Oh, my gosh, I’ve got a big one on,’ I said. The fish fought like a bluegill, only more powerful. I guided it away from some tree limbs and out into open water, all the time wishing I had retied my knot.”

“When I got the fish to the boat I saw that it was a giant redear (shellcracker). I hung up with Jourdan so I could measure and take photos of my catch. It measured 14 inches long. This fish was thick, wide, and my personal best.”

“Redear sunfish were stocked in this lake two years ago, the largest measuring six inches. Could they more than double their size in that period of time? The lake is overrun with Eurasian clams and shellcrackers love them. I didn’t keep any of the fish I caught.”

“Shortly after releasing the big redear, I heard the screech of an eagle overhead. It landed in a dead tree on the upper end of the lake. When I got close enough, I saw there were two eagles there. They were quite interested in what I was doing. I killed my next bluegill and tossed it on the surface. Ditto, for one of the small, stunted bass that live in this lake. When I moved away, the eagles swooped down and picked up the meals this strange critter left for them. What a day.”



Here is Rick’s giant redear sunfish. You know it’s big when it straddles both of your legs as you sit in the boat!

HOW Members Win AGLOW and SEOPA Awards

The 2021 AGLOW Awards in Craft (AIC) ceremony was held at Tree Tops Resort in Gaylord, Michigan during the annual AGLOW conference, which ran from September 12-16, 2021. The presentation took place on September 14 and was well-attended by the membership. AGLOW's best of the best in the outdoor communications industry were recognized for their outstanding work, and some of our very own HOW members were among the winners. Congrats to the winners! The names and the contest details are below.

The 2021 SEOPA Excellence in Craft (EIC) ceremony was held as a virtual event this year, and the winners were honored during an online presentation on Thursday evening, October 7. Outstanding communicators who work in a wide variety of media platforms took center stage. One HOW member was among the SEOPA winners. Congrats to Jason Houser! The contest details are below.

AGLOW Winners:

Best of Magazine – Boat, Travel & Camping

1st Place – Jason Houser

A Guide to PFDs

Best of Magazine – Open

3rd Place – Jason Houser

Trappers Saving the World One Sea Turtle at a Time

Best of Electronic Blog – Hunting

3rd Place – Mike Schoonveld

Braided Fishing Line and Duck Decoys are a Bad Mix

Best Book

2nd Place – Jack Spaulding

The Coon Hunter and the Kid

Best of Photography - Hunting

3rd Place – Jason Houser

Bobcat

Best of Photography - Outdoor Scenic

3rd Place – Tom Berg

Summer Monarch

SEOPA Winners:

Video Program

1st Place – Jason Houser

Maine Bruins: How to Trap Black Bears

Pursuit Channel and YouTube – April 10, 2021

3rd Place – Jason Houser

Hog and Gator Hunting with Manny Puig

Pursuit Channel and YouTube – April 24, 2021

Social Media Post

3rd Place – Jason Houser

How to Catch a Bear

Facebook – Sept. 7, 2020

Website Award

3rd Place – Jason Houser

jasonhouseroutdoors.com

Here is a photo of the 2021 AGLOW Awards-in-Craft winners, taken in Gaylord, MI. HOW members Jason Houser, Mike Schoonveld and Tom Berg were among the winners. Our own Jack Spaulding was not able to attend this year's conference, but he was present in spirit!



Gene Clifford Discovers Important Lesson While Learning to Shoot Left-Handed

HOW member Gene Clifford has enjoyed turkey hunting for many years, and he is always interested in learning new ways to outsmart Indiana's cunning gobblers. Unfortunately, it does not always go as planned.

"Two years ago, prior to the spring turkey season," related Clifford, "I read an article in an outdoor magazine that described how right-handed hunters should learn how to shoot turkeys left-handed. Right-handed shooters can swing their gun quite a distance to their left, but can't swing very far to their right if birds come in from that direction. Just try it and you'll see what I'm talking about."

"So on opening day, two years ago," he continued, "I had my first experience with birds coming at me from behind and to my right. When I saw it was two Toms, I had to very slowly switch my Remington 1100 to my left shoulder and close my right eye and see if I could find the birds in my field of vision with my left eye."

"When this was all accomplished, I then slowly moved my left hand up to the trigger and squeezed off a round at the lead bird. All this seemed easy enough, but I hadn't gotten the gun up snug to my shoulder when I shot. The shotgun came back and hit me in the shoulder and, no doubt, jumped up and gave me the black eye as you can see in the picture."

"Needless to say, I did not get the turkey," confessed Clifford. "And the only thing I got that year while turkey hunting was the black eye." Lesson learned!



Gene Clifford displays the aftermath of his first turkey hunt while shooting left-handed.

Membership Changes and Member Contact Info

The following names represent our two newest HOW members. Please make a note of their contact info:

Brian Halbleid: 104 Walker Ave, Carnegie, PA 15106, phone: 412-848-8812,
Email: b.s.halbleib@gmail.com


Jared Van Hees: 4077 Anchor Lane, Brighton, MI 48116, phone: 616-638-0776,
Email: jaredvanhees@gmail.com

NOTE: If your email address, phone number or other contact info changes, please notify HOW Executive Director Tom Berg at thomas.berg@comcast.net or by mail at 2142 Nondorf Street, Dyer, IN 46311.

Unusual Nature Photos from the Hoosier Outdoors

Sponsored by Quaker Boy, Inc.

Largemouth Bass: Dominant Predators in Their Home Waters



The “What is it?” photo from the last issue was a little harder to identify than the last one, because it was correctly guessed by a total of eight (8) HOW members. Bob Jennings, Bill Keaton, Mike Schoonveld, Troy McCormick, Scott Weaver, Jack Spaulding, John Maxwell and Brandon Butler were all able to identify it. When we drew a name at random for the **Hawke Nature-Trek** 10x42 binoculars, Bob Jennings was the lucky winner. Congratulations, Bob! Our friends at

Hawke Sport Optics will send the prize directly to you.

As you can see in the photo (at left), the mystery creature for this issue was a Largemouth Bass (*Micropterus salmoides*). Largemouth bass are one of the most common catches in our inland lakes, reservoirs and ponds, and they are the favorite fish for many serious anglers.

One of the most striking physical features of the largemouth bass (of course), is the size of its mouth. It’s large! The upper jaw extends beyond the eye, and the fish is able to open its mouth wide and swallow extremely large food items. These bass are typically greenish in color and often have a dark uneven stripe on their sides, especially when they live in weedy or dark-colored water.

Largemouth bass can grow quite large, and the Indiana state record weighed 14 pounds, 12 ounces. They get much larger than that, too, since the All-Tackle world record largemouth bass weighed a whopping 22 pounds, 4 ounces. To reach weights like that, bass need to eat a lot. They eat everything from other fish like minnows and bluegills


to frogs, mice, worms, insects and even baby ducks. Largemouth bass are one of the dominant predators in their home waters, and their appetite matches their great size.

For this issue, our friends at **Quaker Boy** have donated a very nice prize for the HOW member who guesses the right answer to this issue’s “What Is It?” question. This time the prize will be a **Kirby Klassic Combo** set of turkey calls. See below for more info on the prize and this issue’s nature question.



Berg Poses Another Nature Photo “What Is It?” Question

Tom Berg has posed another Nature Photo mystery. The photo shown at right is part of a close-up of a creature that can be found throughout the state of Indiana. You might even see it in your own back yard. Does it look familiar? Have you ever seen this color pattern?



This creature may be easy for some people to identify, and harder for others. But we’ll see. Do you know of any creatures that look like this? As usual, you will have to identify the exact species. If you think it’s a species of fox, for example, go ahead and guess “Red Fox” (of course, it’s not a fox). If you think you know the answer, send an email to me at thomas.berg@comcast.net. If you’re right, you will be entered in this issue’s prize drawing!



As mentioned, **Quaker Boy** (www.quakerboy.com) has donated some great turkey calls for the HOW member who guesses the right answer to this issue’s “What Is It?” nature question. This issue’s winner will receive the **Kirby Klassic Combo**, which includes three different calls. Check out all of Quaker Boy’s innovative hunting products on their website above. If multiple people guess correctly, we’ll draw a winner at random from the correct entries. All nature photos on this page were taken by Tom Berg.

HOW Supporting Member News

These pages are devoted to the loyal supporting members of the Hoosier Outdoor Writers. Brief descriptions of new products, award-winning products and press releases are listed here. HOW members interested in reading more can visit the supporting member websites or call or email the company contact for more information.

The New Nasci FC Spinning Reels Expertly Blends Smooth Operation with Durability

Ladson, SC – September 1, 2021. Anglers demand smooth operation and durability from their reels, paired with the capacity to excel at multiple presentations while seamlessly pivoting between freshwater and saltwater applications. The newly redesigned [Shimano Nasci FC series](#) of spinning reels provides all of this and more at an affordable price point.

The redesigned Nasci family includes six reels in sizes from 500 to C5000 to support a wide range of freshwater and saltwater applications. New for 2021, all Nasci FC reels in the 1000-series and larger now incorporate Shimano's SilentDrive technology. A feature found in Shimano's flagship lineup of reels, SilentDrive leverages high-precision, micron-level tolerances for each drive train component to reduce wobble, noise and vibration. Anglers fishing with Nasci will enjoy smooth, quiet reeling and enhanced overall reel performance thanks to SilentDrive.

A refined, robust gear train is at the core of every redesigned Nasci reel, now fortified with premium Shimano technologies to ensure reliable operation across a range of demanding applications. Each Nasci reel incorporates the Shimano HAGANE Gear: A cold-forged aluminum drive gear that delivers smooth feel and function over many seasons. By leveraging an exclusive three-dimensional design process and eliminating cutting work on the drive gear, the HAGANE gear offers unparalleled durability compared to reels with diecast or machined gear construction.



Nasci FC reels in the 1000-series and larger include the Shimano X-Ship and CoreProtect systems. By supporting the pinion gear with bearings on both ends, the X-Ship system maintains precise alignment of the pinion gear with the drive gear, providing increased gear durability when fighting hard-charging game fish. CoreProtect delivers enhanced water resistance without creating a heavy rotational feeling by protecting three critical reel areas – the roller clutch, body and line roller – against water intrusion. All Nasci FC reels incorporate the Shimano G Free Body design, reducing fatigue and enhancing casting comfort by shifting the reel's center of gravity closer to the angler's hand position.



Anglers fishing with Nasci FC will experience enhanced casting distances thanks to Shimano's Propulsion Line Management System. A uniquely angled upper lip on the reel's spool dramatically reduces friction with the line during the cast, allowing lures to reach fish that swim farther from the boat or shore. Tens of thousands of casting tests demonstrate that the Propulsion Line Management System provides longer casting distances than spools with standard lips while reducing backlashes and wind knots.

The six reels in the redesigned Shimano Nasci FC series deliver the perfect blend of smoothness and durability to freshwater and inshore saltwater anglers at an affordable price point. The 500-series Nasci (NAS500FC), which weighs a diminutive six ounces, is an excellent ice fishing reel, especially for anglers targeting panfish. Choose the 1000-series Nasci (NAS1000FC) for hardwater walleye applications or when open water trout or panfish are on the agenda. The 2500-series Nasci (NAS2500HGFC) is an exceptional general-purpose reel for many freshwater applications. Step up to the C3000-series Nasci (NASC3000HGFC), with its deeper cut spool for more line capacity, in a reel with the same body size and weight as the 2500-series Nasci. The larger, 4000-series Nasci (NAS4000XGFC) is the perfect choice for many inshore saltwater applications, while the C5000-series Nasci (NASC5000XGFC) leverages the largest line capacity in the series and Shimano's Cross Carbon Drag to bring the most powerful fish to hand. Nasci FC reels are available now from authorized Shimano dealers with an MSRP of \$99.99 to \$109.99.

Media Contact: Please contact Dena Vick at King Eider Communications for more info. She can be reached by phone at: 501-749-4575 or via email: dena@kingeiderpr.com.

HOW Supporting Member News

Ford Indianapolis Boat, Sport & Travel Show Set for Exciting Return in 2022

America's largest sports show will return with new 8-day format

Indianapolis, IN – October 20, 2021. The 67th Annual Ford Indianapolis Boat, Sport & Travel Show is poised to make a big return to the Indiana State Fairgrounds in 2022. America's largest sports show will be back bigger and better than ever with a new 8-day format. Throughout its history, the show had operated on a 10-day schedule.



“People are traveling again and enjoying their recreation vehicles and boats and all that the great outdoors has to offer, said Kevin Renfro, President of Renfro Productions, Inc. “And true to our history, the 2022 show will be the place to find the latest and greatest in boats, recreational vehicles, worldwide travel opportunities, and much more.”

Renfro also indicated the 67th Annual Ford Indianapolis Boat, Sport & Travel Show will now operate on a new schedule to provide an enhanced experience for all attendees.

“Starting in 2022, we will close the show on Monday and Tuesday and resume operations on Wednesday,” Renfro said. “This allows us time to move out some exhibits that are with us for the first weekend and reload the buildings with many new and exciting exhibits for the second weekend. And that translates into an even better experience for our attendees.”

Under the new 2022 format, the 67th Annual Ford Indianapolis Boat, Sport & Travel Show will open on **Friday, February 18** and continue through **Sunday, February 20**. The show will be closed **Monday and Tuesday, February 21 and 22** and will resume on **Wednesday, February 23**, concluding on **Sunday, February 27**.

For the past 23 years, the Ford Indianapolis Boat, Sport, & Travel Show has been three shows in one for a single admission price. That remains true in 2022.

The 30th Annual Indiana Motorcycle and Powersports Expo remains on the first weekend of the show and is set for **February 18-20**. The second show weekend features the 24th Annual Indiana Deer, Turkey & Waterfowl Expo **February 24-27**.

For show updates, ticket prices, and exhibitor information, visit: Indysportshow.com.

Media Contact: Please contact Renfro Productions Media Relations Dan Forst at Henry for more info or for images of Henry products. Phone: 317-441-7106, email: dforst@renfroproductions.com.



HOW Supporting Member News

Visit Indiana's Free Media Marketplace is a One-Stop Shop for Your Indiana Travel Writing Needs.

Indianapolis, IN: Join Visit Indiana in the Racing Capital of the World as we host a FREE Media Marketplace at the iconic Indianapolis Motor Speedway. Our goal is to serve as your partner in communicating Indiana's authentic story. Seize the opportunity to ask questions, uncover new perspectives, share your professional passions on travel and open the door to Indiana adventures.

Journalists – this is your chance to speak with more than 40 travel destinations across the Hoosier State.

Visit Indiana's Media Marketplace is Wednesday, November 17, 2021, from 10:00am to 2:00pm (EDT) at the Indianapolis Motor Speedway (IMS). Lunch will be provided!

When Media Marketplace concludes at 2:00pm, writers can opt-in for a free walking/photo-op tour of the iconic speedway. See the famed oval from above, below on pit road and kiss the bricks at the Brickyard.

[Register here for Indiana's FREE Media Marketplace.](#)

If you would like to visit a destination while you're in town, please fill out this [form](#).

We hope to see you there!

Safe travels!

COVID UPDATE: Masks are currently not required at IMS or in Marion County. However, we will be monitoring the city, county and state situation, and proceed as recommended by the venue and the county health department.

** This event is for journalists only. No sales, please!



About the Indiana Destination Development Corporation:

VisitIndiana.com and many other Indiana travel and tourism programs are managed by the Indiana Destination Development Corporation (IDDC), formerly the Indiana Office of Tourism Development (IOTD). The IDDC's mission is to attract and retain business, talent, students and visitors to our great state.

Media Contact: Please contact Director of Marketing & Communications Amy Howell at the Indiana Destination Development Corporation for more information. Office phone: 317-232-8897, mobile: 317-741-1320, email: AmHowell@VisitIndiana.com. Visit the website at www.VisitIndiana.com.

HOW's Supporting Member Websites

Aquateko International - www.aquateko.com
Artrip Float Company - www.artripfloatcompany.com
B'n'M Pole Company - www.bnmpoles.com
Bass Pro Shops - www.basspro.com
Black River Tools - www.blackrivertools.com
BoatUS - www.boatus.com
BOLT Locks - www.boltlock.com
Brella Rainwear - www.brellabrella.com
Buck Knives - www.buckknives.com
Bucket Grip - www.bucketgrip.com
Celox Medical - www.stopbleedingkits.org
Church Tackle Company - www.churchtackle.com
Cocoons Eyewear - www.cocoonseyewear.com
Costa Sunglasses - www.costadelmar.com
Daisy Outdoor Products - www.daisy.com
Danner Boots - www.danner.com
Dardevle by Eppinger - www.dardevle.com
DJ Illinois River Valley Calls - www.djcalls.com
Ducks Unlimited - www.ducks.org
Egret Baits - www.egretbaits.com
Environ-Metal, Inc. - www.hevishot.com
Falcon Guides - www.falcon.com
Finn Tackle Company - www.finnspoons.com
Fish Monkey Gloves - www.fishmonkeygloves.com
Flying Fisherman - www.flyingfisherman.com
G.Loomis - www.gloomis.com
Glacier Glove - www.glacierglove.com
Grizzly Fishing - www.grizzlyfishing.com
Hawke Sport Optics - www.hawkeoptics.com
Henry Repeating Arms Co. - www.henryUSA.com
HHA Sports - www.HHAsports.com
Hoosier Trapper Supply - www.hoosiertrappersupply.com
Howard Leight Shooting Sports - www.howardleight.com
HT Enterprises - www.htent.com
Indiana Destination Development Corporation - www.visitindiana.com
Indiana Dunes Tourism - www.indianadunes.com
Jackall Lures - www.jackall-lures.com
LaCrosse Footwear - www.lacrossefootwear.com
Lawrence County Tourism - www.limestonecountry.com
LensPen - www.lenspen.com
Lodge Manufacturing - www.lodgemfg.com
Mathews Archery - www.mathewsinc.com
Mossy Oak - www.mossyoak.com
Mongo Attachments - www.mongoattachments.com
National Shooting Sports Foundation - www.nssf.org
National Wild Turkey Federation - www.nwtf.org
Norsemen Outdoors - www.norsemenoutdoors.com
Nosler, Inc. - www.nosler.com
Nothead Tackle - www.notheadtackle.com
O.F. Mossberg & Sons, Inc. - www.mossberg.com
Off Shore Tackle - www.offshoretackle.com
Otis Technology - www.otistec.com
Outdoor Sportsman Group - www.outdoorsg.com
PowerPro Lines - www.powerpro.com
Princeton University Press - www.press.princeton.edu
Pro-Cure Bait Scents - www.pro-cure.com
Quaker Boy Game Calls - www.quakerboygamecalls.com
RAM Trucks - www.ramtrucks.com
Reef Runner Lures - www.reefrunner.com
Renfro Productions - www.renfroproductions.com
RIO Products - www.rioproducts.com
Roeslein Alternative Energy - www.roeslein.com
Seaguar Fishing Lines - www.seaguar.com
Shimano American Corp. - www.shimano.com
Sierra Bullets - www.sierrabullets.com
Snag Proof Lures - www.snagproof.com
South Shore CVA - www.southshorecva.com
Sporting Classics - www.sportingclassics.com
Sportsman Magazine - www.sportsman-mag.com
St. Croix Rods - www.stcroixrods.com
Sturm, Ruger & Co. - www.ruger.com
Swab-Its - www.swab-its.com
Sweet Owen CVB - www.sweetowencvb.org
Tales End Tackle - www.talesendtackle.com
Target Communications Outdoor Books - www.targetcommbooks.com
Toyota Motor Sales - www.toyotanewsroom.com
Traditions Media - www.traditionsmedia.com
TTI-Blakemore Fishing - www.ttiblakemore.com
Van Vuuren African Safaris - www.vvasafaris.com
Vexilar, Inc. - www.vexilar.com
Whitetails Unlimited - www.whitetailsunlimited.com
Winchester Ammunition - www.winchester.com
W.R. Case - www.wrcase.com

HOW members are encouraged to check these websites for general info and answers to product and service questions.

Hoosier Outdoor Writers

Application For New Membership

(Check Desired Classification below)

- \$30 _____ Active
- \$25 _____ Associate
- \$50 _____ Supporting
- \$15 _____ Active Student
- \$10 _____ Associate Student

Personal Information:

Name: _____
Company (Supporting members only): _____
Address: _____
City: _____ State: _____ Zip: _____
Phone: _____
Email: _____

Professional Information:

Employer (if outdoor-related): _____ Position: _____
Business Address: _____
Business Phone: _____

1. Describe your work in the outdoor field: Full Time _____ Part Time _____

2. Check your field(s) of outdoor work:

_____ Newspapers	_____ Magazine	_____ Radio	_____ Artist
_____ Books	_____ Photography	_____ Lectures	
_____ Television	_____ Teaching	_____ Trade Journals	
_____ Blog/Online Work	_____ Public relations	_____ Government Info - Ed	
_____ Other (Specify): _____			

3. Are you paid for your outdoor work? Yes _____ No _____

4. Your work is published or disseminated: Daily ____; Weekly ____; Monthly ____; ____ times a year

Attach samples or other proof of your work in the outdoor field: newspaper clips, letters from station managers attesting to frequency of radio or TV broadcasts, lecture schedule or publicity clips, photo clips or artistic prints, title of latest book, masthead of trade journal showing your position, etc.

Send completed application and article copies to: **Tom Berg, 2142 Nondorf Street, Dyer, IN 46311.**

I have read the principles and membership requirements of the Hoosier Outdoor Writers and would like to enroll in the classification checked above.

Signature: _____

Sponsor: _____

Who We Are

The Hoosier Outdoor Writers was formed in 1969 and has brought together many diverse groups and individuals with shared interests. The Hoosier Outdoor Writers, known among its members as HOW, is a group of dedicated media professionals who are keenly interested in the wise use of natural resources in the Hoosier State.

What We Do

These are the purposes of HOW:

1. To improve ourselves in the art, skill and effectiveness of our craft, and to increase knowledge and understanding of the whole state.
2. To help ensure the wisest and best conservation of Indiana's resources, and the most wide-spread fair use of Indiana's recreational potential.
3. To provide a vehicle for bringing together and joining in common cause all Hoosiers who by profession, hobby or interest are devoted to the outdoors.
4. Conduct an annual Awards-In-Craft Contest among its members. The award winners are announced each year at HOW's annual conference.

What We Stand For

These are what we strive to accomplish:


1. To give the profession of outdoor writing/reporting greater recognition and understanding, even higher standards and enlarged scope.
2. To encourage and enforce high standards of professional ethics.
3. To strive always for the truth, accuracy, clarity and completeness in the dissemination of outdoor information.
4. To help friends and fight the foes of wisely conserved Indiana resources.

Membership Requirements

Membership is open to anyone who meets one of the following:

1. Active

Members are those regularly engaged in the paid dissemination of outdoor-oriented information via newspapers, radio, television, internet/online, magazines, trade journals, books, photographs, art, lectures, or other fitting media. (Basic guidelines of "regularity" of dissemination are: 20 newspaper articles, photos or broadcasts a year; 20 online



articles, blogs, vlogs or podcasts a year; two national or four regional magazines or specialty journal articles a year, or one book, 10 lectures, or 20 bona fide outdoor news releases a year). The legal advisor for the association shall be an active member without meeting the basic guidelines.

2. Associate

Members are those who have a strong direct interest in the outdoors, either professional or personal, such as conservationists of all kinds; nature lovers; sportsmen; outdoorsmen; public employees in outdoor fields; educators teaching related subjects; fishing guides and tournament anglers, and retail-level dealers in outdoor goods, equipment or facilities.

3. Supporting

Members are those engaged in major commercial efforts directly related to the outdoors, such as manufacturers, distributors, service providers, manufacturers' representatives, or advertising agencies serving any of these.

4. Active Student

Members are those between the ages of 18 and 24 years who are bona fide college students with a major in journalism, communications, or natural resources sciences.

5. Associate Student

Members are those who are students who have an active interest in the outdoors in the areas of fishing, hunting, boating, hiking, nature, ecology, or in preserving the environment in general.

Calendar of Events

Visit Indiana's Media Marketplace: (www.VisitIndiana.com) Indianapolis, IN	November 17, 2021
Ford Cincinnati Boat, Sport & Travel Show: (www.CincySportShow.com) Cincinnati, OH	January 14-16 & 19-23, 2022
Cincinnati Deer, Turkey & Waterfowl Expo: (www.CincySportShow.com) Indianapolis, IN	January 21-23, 2022
Ford Indianapolis Boat, Sport & Travel Show: (www.IndySportShow.com) Indianapolis, IN	February 18-27, 2022
Indiana Deer, Turkey & Waterfowl Expo: (www.IndySportShow.com) Indianapolis, IN	February 24-27, 2022
HOW 2022 Annual Conference: (www.HoosierOutdoorWriters.org) Turkey Run State Park Parke County, IN	April 1-3, 2022 (Annual meeting on April 2)
NRA 2022 Annual Meeting and Exhibits: (www.nraam.org) Houston, TX	May 27-29, 2022

HOW members may submit upcoming events, along with dates, locations and other details to the newsletter editor at: director@hoosieroutdoorwriters.org for possible inclusion in future issues of *The Blade*.